

Outputting tone signals when starting and stopping recording (sound marker function)

With system version 2.0, this function has been added.

When starting and stopping recording, the **H5** can output tone signals (sound markers).

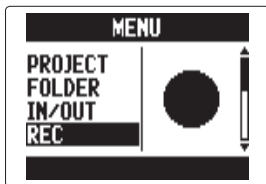
When recording audio for video with the **H5**, by inputting tone signals into the camera recording, aligning the audio with the video will be easier.

1. Press

2. Use to select "REC" and press



When using MULTI FILE recording mode



3. Use to select "SOUND MARKER" and press




When using MULTI FILE recording mode



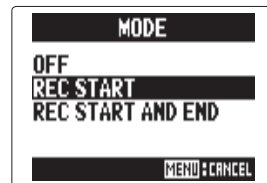
4. Use to select a menu item

and press



■ Setting the "MODE"

Use to select the conditions for outputting sound markers and press

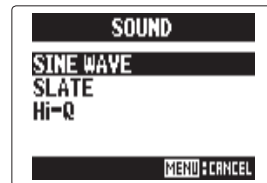


NOTE

Markers will not be output when the overdubbing or voice memo functions is in use.

■ Setting the "SOUND"

Use to select the type of sound marker and press



■ Setting the "LEVEL"

Use to set the sound marker level and press

